
Musicians

Instrument *Musician's Name*

Instrument *Musician's Name*

Instrument *Musician's Name*

Instrument *Musician's Name*

Instrument *Musician's Name*

Instrument *Musician's Name*

Instrument *Musician's Name*



Special Thanks

Name of Donor

Name of Donor

Name of Donor

Name of Donor

Name of Donor

Name of Donor

Name of Donor

Name of Donor

Name of Donor

Name of Donor

Name of Donor

Name of Donor

Name of Donor

Name of Donor



NCC

presents

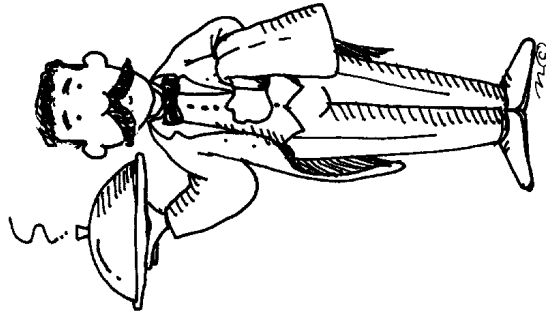

Program Title

Date: 00/00/00

Time: 00:00



JULY



**Throughout each week of the month,
use the Weekly Ground Breakers
to serve in God's Word.**



Service

**Lending a hand to
help someone else**

Weekly Ground Breakers

WEEK 1

Matthew 5:41

WEEK 2

Luke 10:36-37

WEEK 3

John 13:14-16

WEEK 4

Matthew 6:1-4




Serve 1—FIND IT.

Parents, help your child use the index in the front of his/her Bible to find the book. Explain that the first number is the chapter and the second number is the verse. **FIND IT** and read the verse(s) aloud.



Serve 2—MARK IT One great way to learn a verse is to **MARK IT** in your Bible.

Parents, have your child use a set of colored pencils to mark things that stand out to them as you read it together. Give them ideas of what to underline. For example, circle action words or underline their favorite part. Then, talk about it together.



Serve 3—WRITE IT or DRAW IT

Take a look at the verse again together. Ask your child to think about what this verse is asking them to do. Now, pull out a piece of paper and have them either **WRITE IT** in their own words or **DRAW** a picture of what they need to remember.



Serve 4—PRAY IT. Explain to your child that it's not enough just to read the Bible or even to memorize it. God wants us to put his

Word into practice and actually live it out! Encourage them to **PRAY IT** and ask God what he wants them to do with what they are learning from his Word